

Name: _____

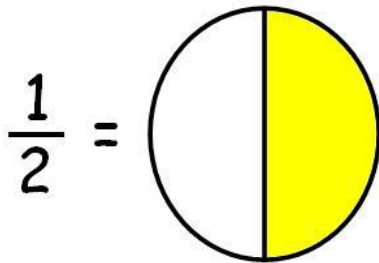
Date: _____

Comparing Fractions


Use the www.mhhe.com website to find examples of **equal fractions** for each fraction problem below. Choose **one example** of an equal fraction for each problem. Use the text tool to write the **number representation** of the brand new equal fraction. Don't forget to number the problem (ex: 1, 2, 3, or 4).

After answering each problem, click on "file" then "print screen" to print out your work. Once your work has been printed, **staple your answers** to the back of this worksheet and turn it in for grading.

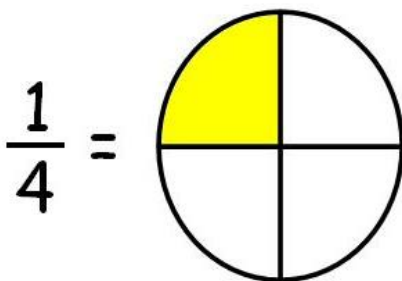
1.



3.



2.



4.

